

# Total Trade through U.S.-Mexico Border

## Ports of Entry 2021



### TOP 10 U.S.-MEXICO BORDER PORTS OF ENTRY FOR TRADE



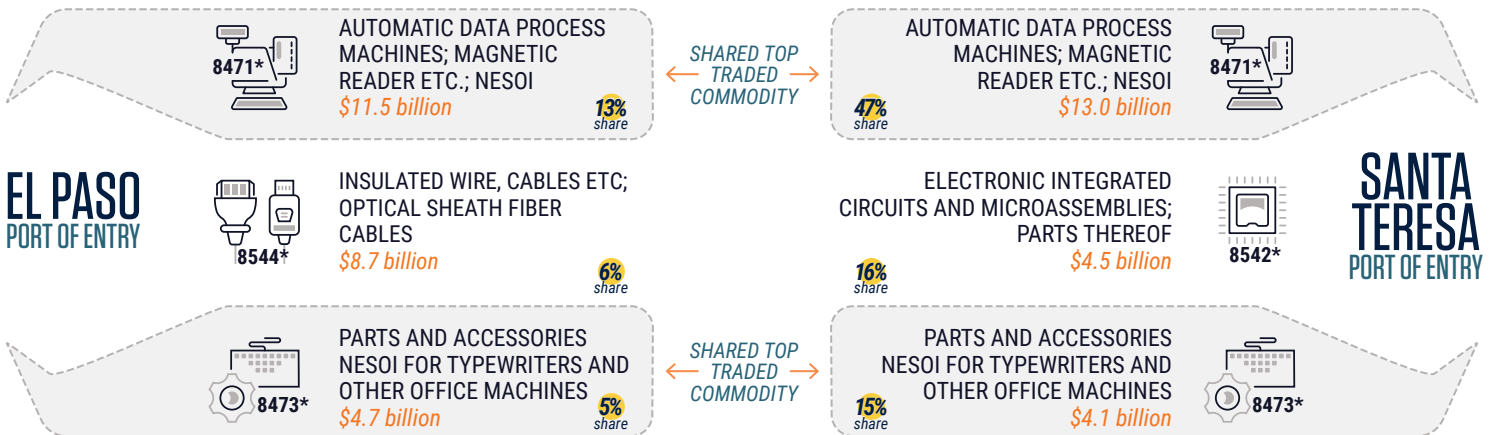
Paso del Norte region ranks **#2** in total trade value of the U.S.-MX border ports of entry

**\$116.3 BILLION** of total trade value processed through the Paso del Norte region

**20%** of total trade value crossing the U.S.-MX border passed through the Paso del Norte region

\*Paso del Norte region consists of the El Paso, Ysleta and Santa Teresa ports of entry.

### TOP 3 TRADED COMMODITIES THROUGH THE PASO DEL NORTE REGION



Note: El Paso port of entry includes Ysleta port of entry. Total world trade value through the U.S.-MX border. \*HS Codes for traded commodities. Source: Hunt Institute calculations using data from the U.S. Census Bureau.

# Total Trade through U.S. Border Ports of Entry



HUNT INSTITUTE  
FOR GLOBAL COMPETITIVENESS

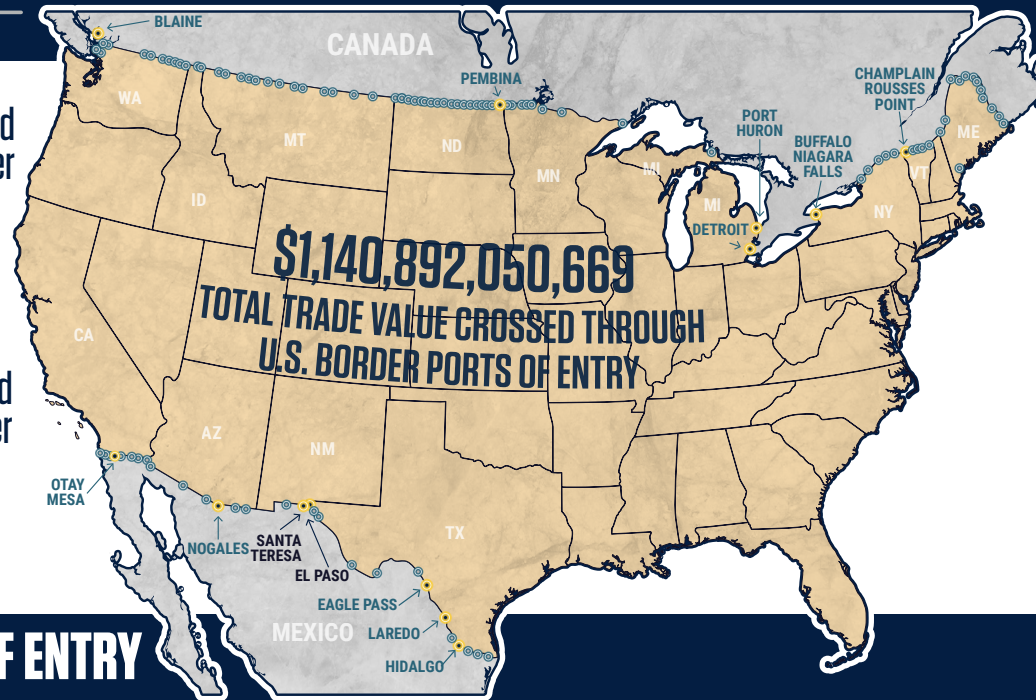
2021

**51%** of total trade value passed through the U.S.-MX border ports of entry

**26** total commercial traffic ports of entry on the U.S.-MX border

**49%** of total trade value passed through the U.S.-CA border ports of entry

**88** total commercial traffic ports of entry on the U.S.-CA border

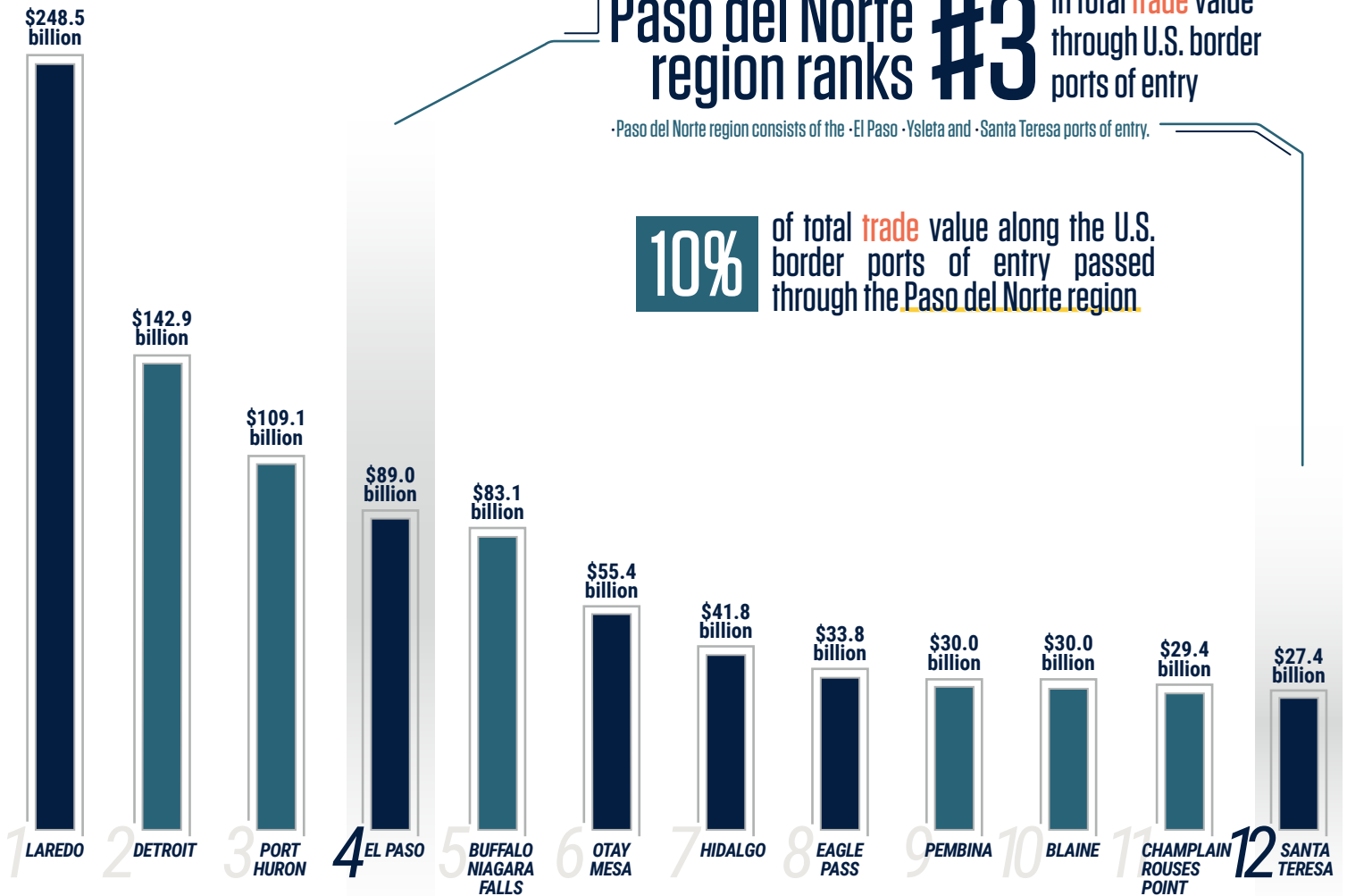


## TOP 12 U.S. BORDER PORTS OF ENTRY

Paso del Norte region ranks **#3** in total trade value through U.S. border ports of entry

-Paso del Norte region consists of the -El Paso -Ysleta and -Santa Teresa ports of entry.

**10%** of total trade value along the U.S. border ports of entry passed through the Paso del Norte region



Note: El Paso port of entry includes Ysleta port of entry. Paso del Norte region consists of the El Paso, Ysleta, and Santa Teresa ports of entry. U.S. ports of entry include Alaska. Total world trade value through the U.S.-CA border.

Source: Hunt Institute calculations using data from the U.S. Census Bureau.

HUNTINSTITUTE.UTEP.EDU  
HUNTINSTITUTE@UTEP.EDU

